



MATERIAL HANDLING

Safety solutions to prevent injuries and property damage



Safety Risks in Material Handling Industries

Workplace safety is important in all industries, but it is especially important for those in the material handling industry. Material handling involves moving, storing, or loading materials in manufacturing, industrial, and transportation settings. These areas can be busy hubs where people, materials, carts, and small-wheeled vehicles such as forklifts are moving in many directions. Safety equipment that creates a barrier between materials and staff could help prevent collisions, while also absorbing impact to prevent property damage when accidents do occur.

For more than 20 years, Eagle Manufacturing has offered affordable protection for warehouses, plants, factories, stores and other facilities. From column protection to maintenance-free post-sleeves to ramps and dock plates, Eagle has the safety solutions to help keep your facility protected. Our Material Handling products are designed to meet your specific needs, and are 100 percent made in the USA.

Material Handling Applications

Warehouses and Distribution Centers



Install impact-absorbing barriers to protect people and property when collisions occur.

Flammable Chemical Storage Areas



Create a barrier between materials and staff or vehicles to help prevent collisions that could lead to bigger incidents.



With US and Imported Parts




HDPE
100% Recyclable

Loading Docks



Safety ramps provide a smooth surface to reduce hazards while loading and unloading materials.

Facility Grounds



High-visibility barriers draw attention to caution areas.

HDPE BOLLARD POST COVERS

Make old bollards look like new—extend the life of existing posts and save on maintenance

Eagle's HDPE bollard sleeves improve property appearance and extend the life of steel or concrete bollards at minimal cost. The sleeves easily fit over existing posts, eliminating the need for annual maintenance while helping to protect areas from damage. Use to signify caution or mark physical hazards that cause slips, trips and falls or machinery with pinch points. High-visibility colors catch attention—alert forklift drivers, help avoid dangerous machinery, or designate authorized zones on a production floor.

Made of HDPE (high-density polyethylene), these long-lasting bollard covers resist fading, rusting, and cracking. Eagle post covers are nonconductive, chemical resistant, and can withstand extreme temperatures (-30°F to 130°F).

- Easy to install—slide over an existing bollard post and trim the height for an exact fit
- High-quality, all-weather HDPE—will not rust or dent
- Fade resistant with UV inhibitors
- Colors to match many exteriors
- Available in standard sizes in fluted or smooth styles
- Models with reflective stripes for increased visibility



Fluted Post Sleeves


Size	I.D.	O.D.	Height	Weight	Red Models	Yellow Models	Green Models	Orange Models	Lime Models	Brown Models	Black Models	Blue Models
4" (10.2 cm)	4-3/4" (12.1 cm)	5-3/4" (14.6 cm)	56" (142.3 cm)	5 lb (2.3 kg)	1732R	1732	1732GN	1732OR	1732LM	1732BR	1732BLK	1732BL
6" (15.2 cm)	6-7/8" (17.5 cm)	7-7/8" (20 cm)	56" (142.3 cm)	8 lb (3.7 kg)	1730R	1730	1730GN	1730OR	1730LM	1730BR	1730BLK	1730BL
8" (20.3 cm)	8-7/8" (22.5 cm)	10" (25.4 cm)	57" (144.8 cm)	9 lb (4.1 kg)	1738R	1738	1738GN	1738OR	1738LM	1738BR	1738BLK	1738BL
6" (15.2 cm)	6-7/8" (17.5 cm)	7-7/8" (20 cm)	72" (182.9 cm)	11 lb (5 kg)	—	173072	—	—	—	—	—	—
8" (20.3 cm)	8-7/8" (22.5 cm)	10" (25.4 cm)	72" (182.9 cm)	15 lb (6.8 kg)	—	173872	—	—	—	—	—	—

Smooth Post Sleeves

Size	I.D.	O.D.	Height	Weight	Red Models	Yellow Models	Black Models	Blue Models	Red Models with white stripes	Yellow Models with red stripes
4" (10.2 cm)	4-3/4" (12.1 cm)	5-1/4" (13.4 cm)	56" (142.3 cm)	4 lb (1.8 kg)	1735R	1735	1735BLK	1735BL	1735RWS	1735YRS
6" (15.2 cm)	6-7/8" (17.5 cm)	7-3/8" (18.8 cm)	56" (142.3 cm)	6 lb (2.8 kg)	1736R	1736	—	1736BL	1736RWS	1736YRS
8" (20.3 cm)	8-7/8" (22.6 cm)	9-3/8" (23.9 cm)	57" (144.8 cm)	8 lb (3.7 kg)	1737R	1737	—	—	1737RWS	1737YRS
6" (15.2 cm)	6-7/8" (17.5 cm)	7-3/8" (18.8 cm)	72" (182.9 cm)	11 lb (5 kg)	—	173672	173672BLK	—	—	—

Poly Base

Convert poly bollard sleeves into a temporary post—no need to install steel or concrete bollards. Simply slide the bollard cover over a poly base for a temporary setup. For added security, the base can be attached to the ground with screws for permanent or semi-permanent use. Made of the same long-lasting, all-weather HDPE as our bollard covers. Caution: covers alone do not meet crash standards.



STEEL BOLLARD POSTS

Protect buildings, structures or any assets from vehicle collisions

Bollard Posts add protection to your facility and prevent damage. Posts feature a durable baked-on powder coat in safety yellow to provide high visibility. Each post is made of 1/4" (0.63 cm) thick Schedule 40 steel mounted on 3/8" (0.95 cm) steel plates, pre-drilled 3/4" (1.9 cm) holes for easy installation. Black HDPE post caps are included and can be removed to fill posts with concrete for extra protection.

Description	Dimensions (H x Dia)	Plate Size	Weight	Model
4" Round Bollard Post	24" x 4-1/2" (61 x 11.5 cm)	8" x 8" x 3/8" (20.4 x 20.4 x 1 cm)	35 lb (15.9 kg)	1742
	36" x 4-1/2" (91.5 x 11.5 cm)		45 lb (20.5 kg)	1743
	42" x 4-1/2" (106.7 x 11.4 cm)		50 lb (22.7 kg)	1744
5" Round Bollard Post	24" x 5-9/16" (61 x 14.3 cm)	10" x 10" x 3/8" (25.4 x 25.4 x 1 cm)	45 lb (20.5 kg)	1755
	36" x 5-9/16" (91.5 x 14.3 cm)		60 lb (27.3 kg)	1756
	42" x 5-9/16" (106.7 x 14.3 cm)		67 lb (30.4 kg)	1757
5" Square Bollard Post	24" x 5" (61 x 12.7 cm)	10" x 10" x 3/8" (25.4 x 25.4 x 1 cm)	35 lb (15.9 kg)	1752
	36" x 5" (91.5 x 12.7 cm)		47 lb (21.4 kg)	1753
	42" x 5" (106.7 x 12.7 cm)		53 lb (24.1 kg)	1754
6" Round Bollard Post	36" x 6-5/8" (91.5 x 16.9 cm)	10" x 10" x 3/8" (25.4 x 25.4 x 1 cm)	65 lb (29.5 kg)	1763
	42" x 6-5/8" (106.7 x 16.8 cm)		72 lb (32.7 kg)	1764

Post Caps

Description	Dimensions	Weight	Model
4" Round Post Cap	5" (12.7 cm) dia	2 lb (1 kg)	1749
5" Round Post Cap	5-7/8" (12.7 cm) dia	2 lb (1 kg)	1758
5" Square Post Cap	5-1/4" (13.4 cm) width	2 lb (1 kg)	1759
6" Round Post Cap	7" (17.8 cm) dia	2 lb (1 kg)	1769



ALL-IN-ONE BOLLARD POST & POLY SLEEVE COMBOS

The protection of a steel post without the maintenance

These combos bring you the security of our 1/4" (0.9 cm) thick Steel Bollards, packaged with the protection and zero maintenance of our smooth Poly Post Sleeves. Each combo includes a foam installation kit for a perfect fit; kit also available separately.



Simply attach the included foam strips to the post, then slide the post sleeve on for a perfect fit.

Description	Dimensions (H x Dia)	Sleeve Dim. (H x Dia)	Weight	Model
4" Bollard w/Sleeve	36" x 4.5" (91.5 x 11.5 cm)	36" x 5" (91.5 x 12.7 cm)	50 lb (22.7 kg)	1743PS
4" Bollard w/Sleeve	42" x 4.5" (106.7 x 11.5 cm)	42" x 5" (106.7 x 12.7 cm)	55 lb (25 kg)	1744PS
6" Bollard w/Sleeve	36" x 6.6" (91.5 x 16.9 cm)	36" x 7" (91.5 x 17.8 cm)	70 lb (31.8 kg)	1763PS
6" Bollard w/Sleeve	42" x 6.6" (106.7 x 16.9 cm)	42" x 7" (106.7 x 17.8 cm)	77 lb (35 kg)	1764PS
Installation Kit for Post Sleeves				1739KIT

POLY BOLLARD POSTS & POLY GUIDE-POST DELINEATORS

Create a low-cost, maintenance-free caution zone

These HDPE bollard posts are lightweight and portable for protection where you need it. Posts include a 10" (37.9 cm) sq. poly base with anchor slots that can be anchored for permanent use, or use with the optional weighted steel base for portable stability. Guide-Post Delineators feature 3" (11.4 cm) wide reflective bands for increased visibility and are MUTCD compliant.




Description	Dimensions (W x H)	Weight	Model
Poly Bollards			
Yellow	5" x 42" (12.7 x 106.7 cm)	5 lb (2.3 kg)	1731
Yellow	7" x 42" (17.8 x 106.7 cm)	8 lb (3.6 kg)	1733
Poly Guide-Post Delineators			
Yellow with white bands	5-3/4" x 42" (14.6 x 106.7 cm)	6 lb (2.7 kg)	1734Y
Lime with white bands	5-3/4" x 42" (14.6 x 106.7 cm)	6 lb (2.7 kg)	1734LM
Orange with white bands	5-3/4" x 42" (14.6 x 106.7 cm)	6 lb (2.7 kg)	1734OR
Steel Weighted Base			
For 1731, 1733 & 1734	10" x 10" x 3-3/4" (25.4 x 25.4 x 9.6 cm)	12 lb (5.4 kg)	1731BASE

ARMORKRAFT® DECORATIVE POST SLEEVES

Guide pedestrians and keep them on designated paths to protect your property

Beautiful HDPE post sleeves feature vertical flutes, horizontal rings, and distinctive finials to enhance the appearance of any walkway, building exterior or park. Includes 6 ft (182.9 cm) of poly chain—chain bollards together to guide walkers and motorists. Post sleeves slip over 4" (10.2 cm) wooden or steel posts, or can be used free-standing with optional rubber base.



Description	Dimensions (base Dia. x H.)	Weight	Model
Classic	12-1/2" x 37" (31.8 x 94 cm)	10 lb (4.5 kg)	1713BLK
Hitching Post	12-1/2" x 43" (31.8 x 109.2 cm)	10 lb (4.5 kg)	1715BLK
Replacement Chain Kit	6 ft (182.8 cm)	1 lb (0.5 kg)	1719BLK
Rubber Base Kit	12" x 2-3/4" (30.5 x 10.2 cm)	10 lb (4.5 kg)	1718BASE







COLUMN PROTECTORS

Absorbs impact from tow motors to minimize damage and injury

Affordable protection for warehouse and factory columns, posts, and beams. A column guard adds padding to columns that help decrease impact damage from tow motors, fork trucks, and other large vehicles and increases the visibility of columns. Available to fit round or square supports, these HDPE protectors are resistant to most chemicals and feature key-lock to prevent slippage and assist with installation alignment. Installation is simple—two halves attach with easy-to-use straps, no tools required. (Tested with fork truck: 8,500 lbs. (3855.5 kg.) at 5 mph (8 kph). Replace if damaged.)



Column wraps protect parking garage columns, light pole bases, basement poles, posts, and beams.

Model 1704	Model 1706	Model 1708	Model 1709	Model 1710	Model 1712
					
4-6" (10.2-15.2 cm) Column V-Profile	6" (15.2 cm) Column	8" (20.3 cm) Column	9" (22.9 cm) Column	10" (25.4 cm) Column	12" (30.5 cm) Column

Column Protectors

Fits Column Size	Dimensions (W x D x H)	Weight	Yellow Models with black straps	Lime Models with reflective straps	Orange Models with reflective straps
4-6" (10.2-15.2 cm)	13" x 13" x 42" (33.1 x 33.1 x 106.7 cm)	16 lb (7.6 kg)	1704	—	—
6" (15.2 cm)	24" x 24" x 42" (61 x 61 x 106.7 cm)	40 lb (18.2 kg)	1706	1706LM	1706OR
8" (20.3 cm)	24" x 24" x 42" (61 x 61 x 106.7 cm)	40 lb (18.2 kg)	1708	1708LM	1708OR
9" (22.9 cm)	24" x 24" x 42" (61 x 61 x 106.7 cm)	40 lb (18.2 kg)	1709	1709LM	1709OR
10" (25.4 cm)	24" x 24" x 42" (61 x 61 x 106.7 cm)	40 lb (18.2 kg)	1710	1710LM	1710OR
12" (30.5 cm)	24" x 24" x 42" (61 x 61 x 106.7 cm)	40 lb (18.2 kg)	1712	1712LM	1712OR



Mini Column Protectors are ideal for under fire extinguishers.

Mini Column Protectors

Fits Column Size	Dimensions (W x D x H)	Weight	Yellow Models with black straps	Red Models with black straps
6" (15.2 cm)	24" x 24" x 24" (61 x 61 x 61 cm)	30 lb (13.6 kg)	17246	17246RED
8" (20.3 cm)	24" x 24" x 24" (61 x 61 x 61 cm)	30 lb (13.6 kg)	17248	17248RED
10" (25.4 cm)	24" x 24" x 24" (61 x 61 x 61 cm)	30 lb (13.6 kg)	172410	172410RED
12" (30.5 cm)	24" x 24" x 24" (61 x 61 x 61 cm)	30 lb (13.6 kg)	172412	172412RED

Replacement Velcro Straps

Description	Fits Column Protector Size	Dimensions (W x L)	Model
Nylon Repl. Strap (Set of 2)	13"W column protectors (for 4-6" columns)	2" x 52" (5.1 x 132.1 cm)	1704S
Nylon Repl. Strap (Set of 2)	24"W column protectors (for 6", 8", 9", 10", 12" columns)	2" x 92" (5.1 x 233.7 cm)	1701
Reflective Nylon Repl. Strap (Set of 2)	24"W column protectors (for 6", 8", 9", 10", 12" columns)	2" x 92" (5.1 x 233.7 cm)	1701REFL

WALL & CORNER PROTECTORS

Protect plant areas prone to damage

Use indoors or outdoors to help prevent damage from forklifts, hand trucks, or other traffic. HDPE protectors feature a unique impact energy absorbing construction. These high-visibility yellow guards never need painting, and resist cracking and chipping. Can be mounted end to end. Set of two (anchors not included).

Wall Protectors

Description	Dimensions (W x L x H)	Weight	Model
6" Wall Protector (set of two)	6" x 42" x 2" each (15.3 x 106.7 x 5.1 cm)	8 lb (3.7 kg)	1726
10" Wall Protector (set of two)	10" x 42" x 2" each (25.4 x 106.7 x 5.1 cm)	14 lb (6.4 kg)	1728

Corner Protectors

Description	Dimensions (W x L x H)	Weight	Model
21" Corner Protector (set of two)	21" x 6" x 10" (53.3 x 15.2 x 25.4 each cm)	10 lb (4.6 kg)	1720
42" Corner Protector (set of two)	42" x 6" x 10" (106.7 x 15.2 x 25.4 each cm)	20 lb (9.1 kg)	1725




RACK & SHELF GUARDS

Keep shelving protected from damage

The Eagle Rack Guard is designed to help prevent rack and shelving damage from forklifts and pallet trucks. With a quick and easy snap on design, these models require no tools to install and can be stacked for a desired height to comply with the international standard of 16" (40.6 cm). The rack guard's narrow profile minimizes interference with valuable storage space.

Fits racking	Dimensions (W x L x H)	Weight	Model
1.5" x 3" (3.8 x 7.6 cm)	6" x 5" x 8" (15.3 x 12.7 x 20.4 cm)	2 lb (0.9 kg)	1702
3" x 3" (7.6 x 7.6 cm)	6" x 5" x 8" (15.3 x 12.7 x 20.4 cm)	2 lb (0.9 kg)	1703



E-CART INDUSTRIAL WASTE CARTS

Heavy-duty wheeled carts for reliable, portable waste collection

The Eagle industrial waste cart is constructed of durable HDPE that will not dent or rust. HDPE wheels roll easily on a zinc-coated steel axle. The ergonomically designed handles ensure easy maneuverability and excellent tip balance. Features a double-walled hinged lid with a hold-down tab, rugged galvanized steel bar handles, and wear tabs on the bottom.



Capacity	Dimensions W x D x H	Weight	Black Models	Green Models	Yellow Models
65 gal (246 L)	26" x 30" x 42.5" (66 x 76.2 x 108 cm)	32 lb (14.5 kg)	1696BLK	1696GN	1696Y
95 gal (359.6 L)	36" x 30" x 44" (91.4 x 76.2 x 111.8 cm)	38 lb (17.2 kg)	1697BLK	1697GN	1697Y

DOCKPLATES & RAMPS

Easily maneuver over curbs, steps, or other obstacles

Eagle dockplates and ramps help reduce injuries, keeping workers safe on the job. They provide a sturdy, seamless surface to traverse with cargo safely. All models are constructed of durable, maintenance-free HDPE in high-visibility yellow, and feature a raised surface for excellent traction in all weather conditions. Use with dollies, hand trucks, or carts.



Use Poly Curb Ramp 1794 with Eagle Safety Drum Cabinets as a cabinet ramp.



Poly Curb Ramp

For use with hand trucks or wheeled carts—provides an ergonomically correct method to move heavy loads over curbs or up steps. Features 1" (2.5 cm) side rails and two handles with rounded edges for easy pickup, carrying and handling.



Poly Shipping Container Ramp

For use with hand trucks and dollies for loading and unloading. Hook rail attaches to the doorkeepers for secure, three-point contact and support across the width of the ramp. Tab inserts into the keepers to help prevent lateral movement during use.




Airplane Service Ramp

Transfer service carts from service vehicles into aircrafts. Features beveled entry and exit edges with full-length guardrails and integrated handles for easy handling.



Portable Poly Dockplate

For use with two- and four-wheeled dollies, hand trucks and carts—beveled entry and exit edges is easy to use. Features aluminum legs for durability and strength and two integrated handles for easy handling.



Fixed Poly Dockplate

Lift-n-lower ergonomic design helps reduce injuries. Features integrated side rails and 6" (15.3 cm) slide bar for easy truck centering or out-of-the-way storage. Installs easily on metal or concrete dock facings (installation kit sold separately).

Description	Max Load Uniform Distributed Load (UDL)	Height Differential	Dimensions W x L x H	Shipping Weight	Model
Poly Curb Ramp	1000 lb (453.6 kg)	8" (20.3 cm)	27" x 27" x 4" (68.6 x 68.6 x 10.2 cm)	9 lb (4.1 kg)	1794
Shipping Container Ramp	750 lb (340.2 kg)	10" (25.4 cm)	35" x 36" x 6" (89 x 91.5 x 15.3 cm)	25 lb (11.4 kg)	1795CR
Airplane Service Ramp	1000 lb (453.6 kg)	6" (15.2 cm)	22" x 60" x 7" (55.9 x 152.4 x 17.8 cm)	28 lb (11.7 kg)	1791Y
Portable Poly Dockplate	750 lb (340.2 kg)	4" (10.2 cm)	35" x 36" x 5" (89 x 91.5 x 12.7 cm)	37 lb (16.8 kg)	1795
Portable Poly Dockplate	750 lb (340.2 kg)	4" (10.2 cm)	48" x 36" x 5" (122 x 91.5 x 12.7 cm)	40 lb (18.2 kg)	1797
Fixed Poly Dockplate	1000 lb (453.6 kg)	4" (10.2 cm)	35" x 26" x 5" (89 x 66.1 x 12.7 cm)	20 lb (9.1 kg)	1796
Fixed Poly Dockplate Installation Kit (sold separately)					1796KIT